


Name: _____ # _____

HOMWORK PACKET

DUE FRIDAY, FEBRUARY 8, 2013



Directions for this week's packet:

1. Read "Surprise Party" and complete the comprehension activities.
2. Complete these subtraction with regrouping problems on a piece of paper and ATTACH IT TO YOUR PACKET:
 - a. $109 - 58 =$
 - b. $321 - 179 =$
 - c. $600 - 142 =$
 - d. $700 - 287 =$
3. Complete the "Eager Seeker" division practice page.
4. Complete cursive practice pages 15 and 15a. (A grown-up may need to help you out with these!)
6. Write your word wall words three times each - IN CURSIVE! :)

I read for 30 minutes.

I read for 30 minutes.

I practiced for my math fact quiz.


****If you finish your homework packet early, you may turn it in early!****

Name: _____

Surprise Party

by Kelly Hashway

Emma hung the streamers, not really paying attention to where she was placing them. She was too disappointed to focus. After all, it was her birthday too and no one in her class had even said happy birthday. They were all busy planning the surprise party for Mr. Stinton, the custodian.



Sure Mr. Stinton was great. He knew everyone's birthday and made cards and cookies for them. He high-fived you when you got an A on a test, and he offered encouragement when you didn't do as well as you'd wanted. Emma knew Mr. Stinton deserved a surprise party, but she wished just one person would have remembered it was her birthday too.

Emma glanced at the giant card the class had made. It was the length of the blackboard. Mr. Stinton wouldn't like it if they bought presents for him, so Emma had suggested the class make a card and bake goodies just like he did for them. She'd spent a lot of time planning the surprise party. She wanted Mr. Stinton to feel special.

"I'm going to call Mr. Stinton now," Mrs. Bowman said. "Emma will you turn off the lights please?"

Mrs. Bowman called Mr. Stinton saying the lights in the classroom had gone out. As soon as Mrs. Bowman hung up, Emma took one last look around the room and turned the lights off with a sigh.

Emma heard Mr. Stinton's boots thumping down the hallway. The doorknob turned and Emma flicked on the light. Everyone yelled, "Surprise!"

Mr. Stinton was surprised, but so was Emma. Mr. Stinton was carrying a bunch of balloons and a tray of cookies.

"A surprise party for me?" Mr. Stinton said. He walked over to the giant card. "This is the most beautiful card I've ever seen." He turned to Emma and handed her a card. "It makes my birthday card for you look kind of small." He gave Emma the balloons and the tray of cookies. "Happy birthday, Emma. I was so excited when I found out we have the same birthday."

"Happy birthday, Emma," her classmates said.

"I'm glad we share the same birthday, too," Emma said, smiling at Mr. Stinton.

Name: _____

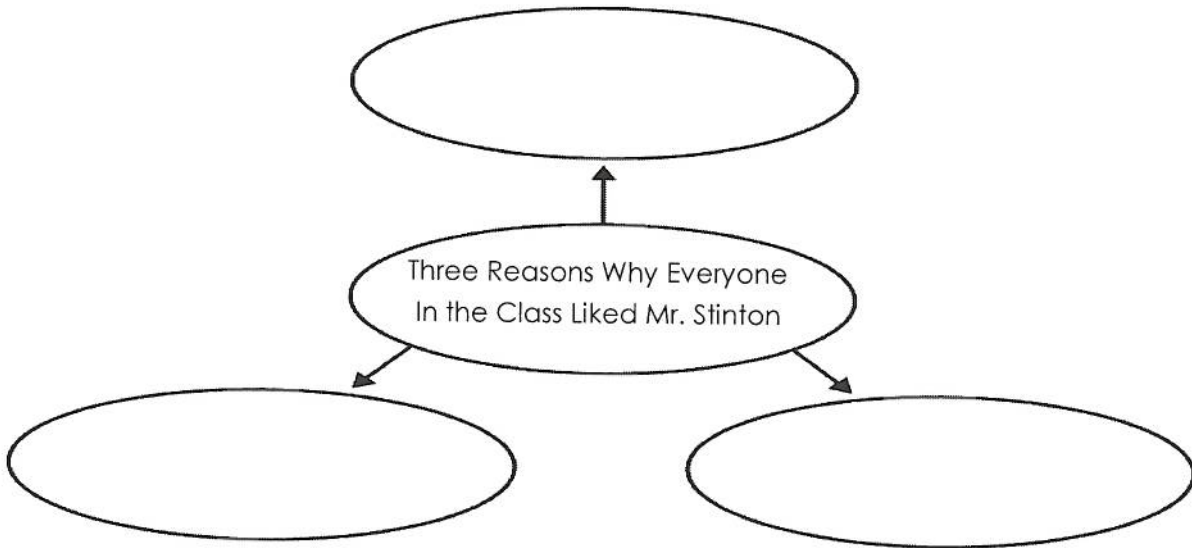
Surprise Party

by Kelly Hashway



1. Why was Emma disappointed in the beginning of the story?

2.



3. Approximately how large was Mr. Stinton's card?

- a. about two feet long b. about fifteen feet long
c. about seventy feet long d. about twenty yards long

4. What is the author's purpose for writing this story?

- a. to teach readers how to throw a surprise party
b. to persuade readers to throw surprise parties for school custodians
c. to entertain us with a story about two people that share a birthday

Name: _____

Surprise Party

Vocabulary



Part 1: Reread "Surprise Party" by Kelly Hashway.

As you read highlight the following vocabulary words in the story.

streamers	custodian	encouragement	
deserved	glanced	sigh	flicked

Part 2: Match each vocabulary word on the left with its definition on the right.

- | | |
|------------------------|--|
| _____ 1. streamers | a. positive, supportive words |
| _____ 2. custodian | b. turned a switch on or off |
| _____ 3. encouragement | c. breathe deeply and heavily |
| _____ 4. deserved | d. party decorations made from paper |
| _____ 5. glanced | e. looked quickly |
| _____ 6. sigh | f. person who takes care of a building |
| _____ 7. flicked | g. was worthy of |











Part 3: Use a vocabulary word from the list to complete each sentence.

8. Shannon _____ at her watch every few minutes.
9. The school _____ fixed the squeaky door.
10. Alex hung _____ in the house on his sister's birthday.



Eager Seeker

Divide the objects and food equally among the groups of people shown below. How many will each person receive? How much will be left over?

ITEM	NUMBER OF PEOPLE	EACH	
1. 21 MARBLES			
2. 36 STICKS OF BUBBLE GUM			
3. 64 ONE DOLLAR BILLS			
4. 33 SLICES OF PIZZA			
5. 100 BALLOONS			
6. 20 MARSHMALLOWS			
7. 48 TOY DINOSAURS			
8. 27 FRENCH FRIES			
9. 32 STRAWBERRIES			
10. 8 COOKIES			

A Note to Students and Families

Before you begin working on cursive handwriting, make sure you have:

- * a desk or table with a chair to sit in
- * one or two sharp pencils with an eraser
- * a grown-up to help you

Here are two websites you can visit to see how cursive letters are formed:

Lowercase letters: <http://www.handwritingforkids.com/handwrite/cursive/animation/lowercase.htm>

Uppercase letters: <http://www.handwritingforkids.com/handwrite/cursive/animation/uppercase.htm>

Complete the following page(s). When you finish, circle your best three letters/ words on each page and have a grown-up at home circle one that you may have had some trouble with so that we can help you at school if needed.

*For each letter, trace it and write 6 of your own. For each word, trace it and write it 2 times on your own.

Name: _____ Date: _____

Cursive Practice Page 15a: More H & K Practice

H H H K K K

Lake Huron

Helena

Kentucky

Katharine

In your best CURSIVE, write each word three times.

didn't

doesn't

unhappiness

something

sometimes